TITAN

Q11K GUILLOTINE SHEAR



GUILLOTINE SHEAR MACHINE



TRUE CUT

GUILLOTINE TYPE

- Adopt ball screw,linear guide
- Servo motor drive the back gauge
- High positioning accuracy
- Integrated steel welded structure,eliminate stress by vibration
- Advanced hydraulic integrated valve block
- Optional Elgo P40T CNC controller
- Accumulator retum smooth and rapid
- Manual/automatic adjustment of blade clearance
- Adjustable shear angle
- Motorized back gauge and position display
- Rolling material support ball

COMPONENT

STANDARD

- Hydraulic Valve: Rexroth
- Oil Pump: Sunny
- Oil Cylinder: Sunny
- Main Motor: Siemens
- Ball Screw Rod: Zeen/PMI
- Linear Guide: Zeen/Schneeberger
- Front Support: Normal Support
- Line Alignment Device: Light Front
- Fence: Welded Type
- Pedal Switch: Simple Emergency Stop Type
- Controller: E21S Electrics:Schneider

OPTIONAL

- Main Motor:WNM
- Ball Screw Rod:HIWIN
- Linear Guide:HIWIN
- Front Support:Angle Adjustable Support
- Line Alignment Device:Laser Marking Device/Line Alignment
- Front Fence:Sheet Metal Type/Light Curtain Protection/ Section Upturned
- Rear Protection:Light Curtain Protection
- Hydraulic Oil Cooling Device:Air Cooling Device
- Pedal Switch:Roller Pedal Switch

EQUIPMENT FEATURES



FRONT TABLE

- It can reduce the contact between the sheet and the worktable and reduce the work intensity.



HYDRAULIC HOLD-DOWN PADS

- The lower end of the press cylinder is made of non-metal material.which has certain elasticity and large friction coefficient.
- When cutting the sheet,the press pad can be in close contact with the material plate to provide sufficient friction to effectively prevent the plate from being shaken during the shearing process.



BACKGAUGE

- The guillotine shear design consists of a box-type bed frame that is fully welded to the workbench.
- The frame produces high stiffness to balance the torque load generated by the shear forces.



REXROTH HYDRAULIC SYSTEM

- The BOSCH （Rexroth）integrated hydraulic system is compact.
- The system pressure control adopts electro-hydraulic protional pressure valve,and the whole process pressure can be programmed and controlled to ensure stable and reliable machine performance.



BLADE

- Blade material 6CrW2Si.Only the highest quality cutting blades are used to ensure the longest service life and the least number of sharpenings.

LASER LIGHT ALIGNMENT

- The laser light alignment device will help you positioning the cutting line quickly.
- This is convenient and time-saving.



BALL SCREW

- Our press brake machine uses Hoerbiger integrated hydraulic control system that make it more reliable and easy for maintenance.



SHEET SUPPORT

- Automatic lift mechanism for large material avoidance.
- When the back gauge returns to the maximum stroke,its mechanica system immediately raises the stop,allowing the shearer to smoothly pass the underside of the back gauge when cutting the longer sheet.



MOTORIZED BLADE GAP ADJUSTMENT

- The operator can quickly set the desired blade clearance via the electronic knob on the controller.



BALL INTEGRATED FRONT TABLES

- Rolling steel balls will be helpful to reduce surface scratches on the sheet.



ANGLE POSITIONING

- The emergency stop button will be used if you need to stop the machine in emergent condition.



REAR LIGHT CURTAIN

- For the protection of the back side.



COOLING SYSTEM

- Cooling hydraulic oil.



PNEUMATIC SHEET SUPPORT

- The cylinder drive is used to complete the loading and unloading of the plate with the shearing action,which improves the working precision of the workpiece.
- It can reduce the sagging deformation of the plate during shearing and improve the shearing effect.



PREMIUM BACKGAUGE

- With high quality and precise backgauge which is controlled by servo motor.

EQUIPMENT FEATURES

OUALITY IS WHAT WE PURSUE



SPECIFICATIONS



Model	Cutting Thickness	Width	Strokes	Backgauge Range	Cutting Angle	Main Power	Weight	Dimensions
Unit	mm	mm	times/min	mm	°	KW	Ton	mm
6*2500	6	2500	16-25	20-800	30`-1°30`	7.5	6	3200*1950*2050
6*3200	6	3200	14-20	20-800	30`-1°30`	7.5	6.8	3900*1950*2075
6*4000	6	4000	12-17	20-800	30`-1°30`	7.5	9.5	4640*2000*2100
6*5000	6	5000	8-14	20-800	30`-1°30`	15	14.5	5780*2100*2380
6*6000	6	6000	7-12	20-800	30`-1°30`	15	19.6	6750*2200*2500
8*2500	8	2500	13-20	20-800	30`-1°30`	11	6.5	3150*1970*2055

Model	Cutting Thickness	Width	Strokes	Backgauge Range	Cutting Angle	Main Power	Weight	Dimensions
8*3200	8	3200	11-18	20-800	30`-1°30`	11	7	3850*2050*2100
8*4000	8	4000	9-16	20-800	30`-1°30`	15	10.8	4650*2100*2400
8*5000	8	5000	8-15	20-800	30`-1°30`	15	16	5700*1950*2600
8*6000	8	6000	7-14	20-800	30`-1°30`	18.5	19.8	6750*2250*2615
13*2500	13	2500	10-20	20-800	30`-2°	22	10	3250*1950*2110
13*3200	13	3200	9-18	20-800	30`-2°	22	10.2	3900*2070*2315
13*4000	13	4000	8-16	20-800	30`-2°	22	12.5	4800*2150*2460
13*5000	13	5000	7-14	20-1000	30`-2°	22	22.5	5800*2270*2800
13*6000	13	6000	6-12	20-1000	30`-2°	30	27	6950*2450*3050
16*2500	16	2500	9-18	20-800	30`-2°30`	22	11	3280*2020*2270
16*3200	16	3200	8-17	20-800	30`-2°30`	22	12	3950*2150*2450
16*4000	16	4000	7-15	20-800	30`-2°30`	22	15.5	4800*2130*2550
16*6000	16	6000	6-11	20-1000	30`-2°30`	37	36	7000*2500*3000
16*8000	16	8000	4-8	20-1000	30`-2°30`	45	63	9050*3180*3500
20*2500	20	2500	7-16	20-800	30`-3°	30	14	3200*2220*2520
20*3200	20	3200	6-15	20-800	30`-3°	30	16.5	3950*2150*2600
20*4000	20	4000	6-14	20-800	30`-3°	37	19	4750*2400*2900
20*6000	20	6000	5-11	20-1000	30`-3°	30*2	43	7000*2850*3350
25*2500	25	2500	5-14	20-800	30`-3°30`	37	15	3270*2000*2650
25*3200	25	3200	5-10	20-800	30`-3°30`	37	19	3970*2200*2670
25*4000	25	4000	5-8	20-800	30`-3°30`	45	27	4900*2800*3190
30*2500	30	2500	5-12	20-1000	30`-3°	45	23	3450*2500*2900
30*3200	30	3200	4-10	20-1000	30`-3°30`	55	28	4150*2700*2850
30*4000	30	4000	3-7	20-1000	30`-3°30`	55	36	5200*2600*3350
40*2500	40	2500	4-8	20-1000	30`-4°	55	38	4000*2950*3150

Industrial Machinery Sales and Service Pty Ltd

Tel: 1300 797 720
Email: info@industrialmachinery.net.au
Website: www.industrialmachinery.net.au

CONTACT US