



PROFILE

BENDING

Mechanical Pipe and Profile Bending Machine



General Specifications

- ✓ Motorized drive of the two bottom rolls
- ✓ Horizontal and vertical rolling possible
- ✓ Millimeter scale for the top roller adjustment (DRO option)
- ✓ 2 speed motor
- ✓ Bending rolls hardened

Standart Configurations

- ✓ Modular rolls
- ✓ Tool kit
- ✓ Foot pedal
- ✓ Operation manual

Optional Configurations

- ✓ Special-design bending rolls
- ✓ Digital readout
- ✓ Spiral bending device
- ✓ Special lateral angle guides

MPB Series		30	/	50
		1" shaft Ø		2" shaft Ø
Shaft Ø	mm	30 (1.1")		50 (2")
Upper roll Ø	mm	148 (5.8")		155 (6")
Lower roll Ø	mm	118 (4.7")		155 (6")
Motor power	kW	0.7/0.85 (1 Hp)		1.5 (2 Hp)
Bending speed	m/min	3-6 (118-235"/min)		4.5 (180"/min)
Dimensions (L-W-H)	mm	650x500x1400		750x900x1355
Weight	kg	220 (480 lbs)		390 (850 lbs)

MPB 50

PROFILE TYPE	UNIT	DIMENSIONS	MIN. BENDING DIAMETER	SCOPE OF SUPPLY
1		mm 35x35 (1.4x1.4") 40x10 (1.5x0.4")	900 (36") 300 (12")	+
2		mm 60x10 (2.4x0.4") 40x10 (1.5x0.4")	500 (20") 400 (16")	+
3		mm 100x15 (4x0.5") 60x10 (2.4x0.4")	450 (18") 350 (14")	+
4		mm UPN 80 (3.1") UPN 60 (2.4")	1000 (40") 700 (28")	+
5		mm UPN 80 (3.1") UPN 30 (1.2")	1200 (48") 800 (32")	+
6		mm 60x7 (2.4x0.27") 50x6 (2x0.25")	700 (28") 500 (20")	+
7		mm 60x7 (2.4x0.27") 50x6 (2x0.25")	700 (28") 500 (20")	+
8		mm 50x3 (2x0.1") 40x3 (1.5x0.1")	1700 (67") 600 (24")	⊕
9		mm 70x30x2 (2.7x1.2x0.08") 50x40x3 (2x1.5x0.1")	1200 (48") 1200 (48")	⊕
10		mm Ø35 (1.4") Ø30 (1.2")	600 (24") 400 (16")	⊕
11		mm Ø70x2 (2.75x0.08") Ø30x2 (1.2x0.08")	1000 (40") 500 (20")	⊕
12		mm 50.8x2.8 (Ø2x0.11") 25.4x2.3 (Ø1x0.09")	1000 (40") 350 (14")	⊕
13		mm 50x50x6 (2x2x0.25") 30x30x3 (1.2x1.2x0.1")	1000 (40") 500 (20")	⊕
14		mm 50x50x5 (2x2x0.2") 40x40x5 (1.5x1.5x0.2")	1000 (40") 600 (24")	⊕

*The above specifications are subject to change without prior notice.
No liability for printing mistakes. Machine may be shown with optional equipment.

Material: St. 37.(1)
+ = Standard bending rolls.
⊕ = Special-design bending rolls.



Special rolls for pipe bending



Horizontal working



Spiral forming

MPB 30

PROFILE TYPE	UNIT	DIMENSIONS	MIN. BENDING DIAMETER	SCOPE OF SUPPLY
1		mm 30 (1.2") 10 (0.4")	900 (36") 200 (8")	+
2		mm 50x10 (2x0.4") 20x6 (0.75x0.25")	800 (32") 300 (12")	+
3		mm 80x15 (3.1x0.6") 30x6 (1.2x0.25")	700 (28") 400 (16")	+
4		mm NPU 50 (2")	400 (16")	+
5		mm NPU 50 (2")	350 (14")	+
6		mm 50x6 (2x0.25") 20x3 (0.75x0.1")	600 (24") 400 (16")	+
7		mm 50x6 (2x0.25") 20x3 (0.75x0.1")	600 (24") 400 (16")	+
8		mm 40x3 (1.5x0.1") 30x2 (1.2x0.08")	1200 (48") 800 (32")	⊕
9		mm 50x30x3 (2x1.2x0.1") 40x20x2 (1.5x0.7x0.08")	1200 (48") 800 (32")	⊕
10		mm Ø30 (1.2") Ø10 (0.4")	900 (36") 200 (8")	⊕
11		mm Ø60x1.5 (2.4x0.06") Ø25x1.5 (1x0.06")	1000 (40") 600 (24")	⊕
12		mm 38.1x2.8 (1.5x0.11") 6.3x1.8 (0.25x0.07")	600 (24") 300 (12")	⊕
13		mm 40x40x5 (1.5x1.5x0.2") 30x30x4 (1.2x1.2x0.15")	600 (24") 300 (12")	⊕
14		mm 35x35x5 (1.4x1.4x0.2") 30x30x4 (1.2x1.2x0.15")	600 (24") 400 (16")	⊕

*The above specifications are subject to change without prior notice.
No liability for printing mistakes. Machine may be shown with optional equipment.

Material: St. 37.(1)
+ = Standard bending rolls.
⊕ = Special-design bending rolls.

Hydraulic Metal Profile Bending Machine



General Specifications

- ✓ Hardened rolls
- ✓ 3 roll drive standard
- ✓ 2 hydraulically adjustable bottom rollers

Standart Configurations

- ✓ Modular hardened rolls
- ✓ Tool kit
- ✓ Digital display (2 axis)
- ✓ Mechanical guide rollers adjustable in 3 axis
- ✓ Operation manual















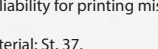

Optional Configurations

- ✓ Special dies
- ✓ Infinitely adjustable bending speed
- ✓ Oil/air cooling
- ✓ Hydraulic guide rollers

HPB Series		50	/	60	/	60
		2" shaft Ø		2.4" shaft Ø		3.1" shaft Ø
Upper roll shaft diameter	mm	Ø50 (2")		Ø60 (2.4")		Ø80 (3.1")
Lower roll shaft diameter	mm	Ø50 (2")		Ø50 (2")		Ø70 (2.75")
Upper roll diameter	mm	Ø152 (6")		Ø180 (7")		Ø245 (9.6")
Side rolls diameter	mm	Ø162 (6.3")		Ø180 (7")		Ø245 (9.6")
Main drive motor	kW	1.1 (1.5 Hp)		3 (4 Hp)		4 (5 Hp)
Bending speed	m/min	4.5 (180°/min)		5 (200°/min)		6 (235°/min)
Dimensions (L/W/H)	mm	810x950x1500 (32x38x59")		820x645x1045 (33x26x42")		950x1400x1300 (38x56x52")
Weight	kg	510 (1,100 lbs)		1000 (2,200 lbs)		1700 (3,700 lbs)










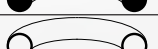
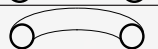



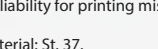

HPB 50-65-80

HPB 50

PROFILE TYPE	UNIT	DIMENSIONS	MIN. BENDING DIAMETER	SCOPE OF SUPPLY
1		mm 35x35 (1.4x1.4") 15x15 (0.6x0.6")	Ø600 (24") Ø300 (12")	+
2		mm 60x10 (2.4x0.4") 20x10 (0.75 x0.4")	Ø600 (24") Ø300 (12")	+
3		mm 100x15 (4x0.6") 50x10 (2x0.4")	Ø600 (24") Ø300 (12")	+
4		mm UPN 80 (3.1") UPN 30 (1.2")	Ø800 (32") Ø400 (16")	+
5		mm UPN 80 (3.1") UPN 30 (1.2")	Ø1200 (48") Ø600 (24")	+
6		mm	-	+
7		mm 60x7 (2.4x0.27") 30x4 (1.2x0.15")	Ø800 (32") Ø500 (20")	+
8		mm 50x6 (2x0.25") 30x4 (1.2x0.15")	Ø800 (32") Ø500 (20")	+
9		mm 50x3 (2x0.12") 20x2 (0.75x0.08")	Ø1600 (63") Ø400 (16")	⊕
10		mm 70x30x3 (2.75x1.2x0.12") 30x15x2 (1.2x0.6x0.08")	Ø1500 (60") Ø400 (16")	⊕
11		mm Ø35 (1.4") Ø20 (0.75")	Ø600 (24") Ø400 (16")	⊕
12		mm Ø70x2 (2.75x0.08") Ø25x1.5 (1x0.06")	Ø1200 (48") Ø400 (16")	⊕
13		mm Ø51x2.8 (Ø2x0.11") Ø1.2x2.3 (Ø0.5x0.09")	Ø1000 (40") Ø300 (12")	⊕
14		mm 50x50x6 (2x2x0.25") 30x30x3 (1.2x1.2x0.12")	Ø600 (24") Ø400 (16")	⊕
15		mm 50x50x6 (2x2x0.25") 30x30x3 (1.2x1.2x0.12")	Ø900 (36") Ø600 (24")	⊕
16		mm	-	⊕











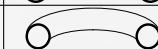



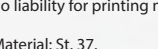

*The above specifications are subject to change without prior notice.
No liability for printing mistakes. Machine may be shown with optional equipment.
+ = Standard bending rolls.
⊕ = Special-design bending rolls.
Material: St. 37.

HPB 65

PROFILE TYPE	UNIT	DIMENSIONS	MIN. BENDING DIAMETER	SCOPE OF SUPPLY
1		mm 32x32 (1.25x1.25") 12x12 (0.5x0.5")	Ø400 (16") Ø250 (10")	+
2		mm 60x10 (2.4x0.4") 20x5 (0.75x0.2")	Ø500 (20") Ø250 (10")	+
3		mm 80x20 (3.1x0.75") 50x5 (2x0.2")	Ø500 (20") Ø250 (10")	+
4		mm UPN 80 (3.1") UPN 30 (1.2")	Ø600 (24") Ø250 (10")	+
5		mm UPN 65 (2.5") UPN 30 (1.2")	Ø600 (24") Ø250 (10")	+
6		mm 60x7 (2.4x0.27") 20x3 (0.75x0.12")	Ø500 (20") Ø250 (10")	+
7		mm 60x7 (2.4x0.27") 20x3 (0.75x0.12")	Ø500 (20") Ø250 (10")	+
8		mm 50x6 (2x0.25") 20x3 (0.75x0.12")	Ø500 (20") Ø250 (10")	+
9		mm 45x3 (1.75x0.12") 20x2 (0.75x0.08")	Ø600 (24") Ø300 (12")	⊕
10		mm 50x25x3 (2x1x0.12") 20x15x2 (0.75x0.6x0.08")	Ø450 (18") Ø250 (10")	⊕
11		mm Ø35 (1.4") Ø10 (0.4")	Ø350 (14") Ø250 (10")	⊕
12		mm Ø60x2 (2.4x0.08") Ø15x1.5 (0.6x0.06")	Ø600 (24") Ø200 (8")	⊕
13		mm Ø51x3.8 (Ø2x0.15") Ø12.7x2.5 (Ø0.5x0.1")	Ø400 (16") Ø200 (8")	⊕
14		mm 60x60x6 (2.4x2.4x0.24") 30x30x4 (1.2x1.2x0.12)	Ø650 (26") Ø350 (14")	⊕
15		mm 50x50x5 (2x2x0.2") 30x30x4 (1.2x1.2x0.12")	Ø550 (22") Ø350 (14")	⊕
16		mm IPN 80 (3.1")	Ø600 (24")	⊕

*The above specifications are subject to change without prior notice.
No liability for printing mistakes. Machine may be shown with optional equipment.
+ = Standard bending rolls.
⊕ = Special-design bending rolls.
Material: St. 37.

HPB 80

PROFILE TYPE	UNIT	DIMENSIONS	MIN. BENDING DIAMETER	SCOPE OF SUPPLY
1		mm 45x45 (1.75x1.75") 15x15 (0.6x0.6")	Ø500 (20") Ø380 (15")	+
2		mm 80x15 (3.1x0.6") 30x10 (1.2x0.4")	Ø700 (28") Ø300 (12")	+
3		mm 125x25 (5x1") 60x5 (2.4x0.2")	Ø600 (24") Ø300 (12")	+
4		mm UPN 100 (4") UPN 30 (1.2")	Ø600 (24") Ø300 (12")	+
5		mm UPN 100 (4") UPN 30 (1.2")	Ø500 (20") Ø300 (12")	+
6		mm 80x9 (3.1x0.35") 20x4 (1.2x0.15")	Ø800 (32") Ø300 (12")	+
7		mm 80x9 (3.1x0.35") 25x3.5 (1x0.14")	Ø800 (32") Ø280 (11")	+
8		mm 70x8 (2.75x0.3") 25x3.5 (1x0.14")	Ø800 (32") Ø280 (11")	+
9		mm 70x3 (2.75x0.1") 25x2 (1x0.08")	Ø1300 (51") Ø400 (16")	⊕
10		mm 80x25x3 (3.1x1x0.1") 25x15x2 (1x1x0.08")	Ø800 (32") Ø350 (14")	⊕
11		mm Ø50 (2") Ø15 (0.6")	Ø500 (20") Ø380 (14")	⊕
12		mm Ø100x2.5 (4x0.1") Ø15x1 (0.6x0.04")	Ø1200 (48") Ø380 (14")	⊕
13		mm Ø76x5 (Ø3x0.2") Ø12.7x2.5 (Ø0.5x0.1")	Ø800 (32") Ø380 (14")	⊕
14		mm 80x80x8 (3x3x0.3") 30x30x3 (1.2x1.2x0.12")	Ø800 (32") Ø450 (18")	⊕
15		mm 70x70x7 (2.75x2.75x0.27") 30x30x3 (1.2x1.2x0.12")	Ø700 (28") Ø450 (18")	⊕
16		mm IPN 120 (4.75") IPN 80 (3.1")	Ø600 (24") Ø400 (16")	⊕

*The above specifications are subject to change without prior notice.
No liability for printing mistakes. Machine may be shown with optional equipment.
+ = Standard bending rolls.
⊕ = Special-design bending rolls.
Material: St. 37.

Hydraulic Pipe and Profile Bending Machine



General Specifications

- ✓ All movements, processes and commands of the operator during the bending process can be recorded in the teach-in mode and then recalled and played back automatically at any time
- ✓ To achieve the required bending results, all stored data can be edited
- ✓ Memory for 48 bending programs with 1000 steps each
- ✓ Digital display for the side roller positions
- ✓ Horizontal or vertical machine orientation
- ✓ Hydraulic adjustable bottom rolls
- ✓ 3 rollers are driven by hydraulic motors and planetary gears
- ✓ Hardened shafts

HPB Series		100	/	120
		3.9" shaft Ø		4.75" shaft Ø
Shaft diameter	mm	Ø100 (3.9")		Ø120 (4.75")
Roll diameter	mm	Ø315 (12.5")		Ø390 (15.4")
Main drive motor	kW	7.5 (10 Hp)		15 (20 Hp)
Bending speed	m/min	7 (275"/min)		2-7.5 (78-295"/min)
Dimensions (L/W/H)	mm	1465x2000x1700 (58x79x67")		2000x1650x1900 (79x65x75")
Weight	kg	3650 (8,000 lbs)		4770 (10,400 lbs)
















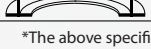
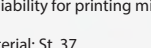
HPB 100 - 120
















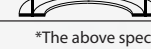
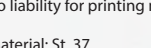
Standard configuration

- ✓ Standard bending rolls
- ✓ Sturdy welded steel construction
- ✓ Mobile control panel
- ✓ 2 bending speeds
- ✓ Tool kit
- ✓ Digital display (2 axis)
- ✓ Hydraulic guide rollers adjustable in 3 axes (PBH 120)
- ✓ Mechanical adjustment (PBH 100)
- ✓ Operation manual

Optional configuration

- ✓ Special dies
- ✓ Infinitely adjustable bending speed
- ✓ Oil/air cooling
- ✓ NC EasyView control

HPB 100					
PROFILE TYPE	UNIT	DIMENSIONS	MIN. BENDING DIAMETER	SCOPE OF SUPPLY	
1		mm	60 (2.4") 15 (0.6")	Ø750 (30") Ø400 (16")	+
2		mm	100x20 (4x0.75") 30x10 (1.2x0.4")	Ø1000 (40") Ø400 (16")	+
3		mm	160x35 (6.3x1.3") 80x5 (3.1x0.2")	Ø800 (32") Ø400 (16")	+
4		mm	UPN 160 (6.3") UPN 30 (1.2")	Ø800 (32") Ø400 (16")	+
5		mm	UPN 160 (6.3") UPN 30 (1.2")	Ø800 (32") Ø400 (16")	+
6		mm	100x11 (4x0.4") 30x4 (1.2x0.15")	Ø1000 (40") Ø400 (16")	+
7		mm	100x11 (4x0.4") 30x4 (1.2x0.15")	Ø1000 (40") Ø400 (16")	+
8		mm	90x10 (3.5x0.4") 30x4 (1.2x0.15")	Ø1000 (40") Ø400 (16")	+
9		mm	80x5 (3.1x0.2") 25x2 (1x0.08")	Ø1500 (60") Ø450 (18")	⊕
10		mm	100x40x4 (4x1.5x0.15") 25x15x2 (1x0.6x0.08")	Ø1300 (52") Ø450 (18")	⊕
11		mm	Ø75 (3") Ø15 (0.6")	Ø800 (32") Ø450 (18")	⊕
12		mm	Ø125x2.5 (5x0.1") Ø15x1 (0.6x0.04")	Ø1400 (56") Ø450 (18")	⊕
13		mm	Ø4x0.25" Ø0.5x0.1"	Ø1000 (40") Ø450 (18")	⊕
14		mm	100x100x12 (4x4x0.5") 40x40x4 (1.5x1.5x0.15")	Ø1000 (40") Ø700 (28")	⊕
15		mm	100x100x12 (4x4x0.5") 40x40x4 (1.5x1.5x0.15")	Ø1000 (40") Ø550 (22")	⊕
16		mm	IPN 180 (7") IPN 80 (3.1")	Ø1000 (40") Ø400 (16")	⊕
17		mm	HEB 100 (4") HEA 100 (4")	Ø1200 (48") Ø2000 (78")	⊕
<p>*The above specifications are subject to change without prior notice. No liability for printing mistakes. Machine may be shown with optional equipment. Material: St. 37.</p> <p>⊕ = Standard bending rolls. ⊕ = Special-design bending rolls.</p>					

HPB 120					
PROFILE TYPE	UNIT	DIMENSIONS	MIN. BENDING DIAMETER	SCOPE OF SUPPLY	
1		mm	65 (2.5") 20 (0.75")	Ø750 (30") Ø500 (20")	+
2		mm	125x20 (5x0.75") 30x10 (1.2x0.4")	Ø1200 (48") Ø500 (20")	+
3		mm	180x40 (7x1.5") 100x10 (4x0.4")	Ø1000 (40") Ø500 (20")	+
4		mm	UPN 180 (7") UPN 40 (1.5")	Ø800 (32") Ø500 (20")	+
5		mm	UPN 180 (7") UPN 40 (1.5")	Ø800 (32") Ø500 (20")	+
6		mm	100x11 (4x0.4") 30x4 (1.2x0.15")	Ø800 (32") Ø500 (20")	+
7		mm	100x11 (4x0.4") 30x4 (1.2x0.15")	Ø800 (32") Ø500 (20")	+
8		mm	100x11 (4x0.4") 30x4 (1.2x0.15")	Ø1000 (40") Ø500 (20")	+
9		mm	90x15 (3.5x0.6") 30x3 (1.2x0.12")	Ø1800 (71") Ø500 (20")	⊕
10		mm	120x40x4 (4.75x1.5x0.15") 30x20x3 (1.2x0.75x0.12")	Ø1800 (71") Ø500 (20")	⊕
11		mm	Ø80 (3.1") Ø20 (0.75")	Ø850 (34") Ø500 (20")	⊕
12		mm	Ø140x3 (5.5x0.12") Ø20x1 (0.75x0.04")	Ø1500 (60") Ø500 (20")	⊕
13		mm	Ø5x0.25" Ø0.75x0.1"	Ø1500 (60") Ø500 (20")	⊕
14		mm	120x120x12 (4.7x4.7x0.5") 40x40x4 (1.5x1.5x0.15")	Ø1200 (48") Ø600 (24")	⊕
15		mm	100x100x10 (4x4x0.4") 40x40x4 (1.5x1.5x0.15")	Ø1500 (60") Ø600 (24")	⊕
16		mm	IPN 200 (8") IPN 80 (3.1")	Ø1200 (48") Ø500 (20")	⊕
17		mm	HEB 120 (4.75") HEA 140 (5.5")	Ø1200 (48") Ø1200 (48")	⊕
<p>*The above specifications are subject to change without prior notice. No liability for printing mistakes. Machine may be shown with optional equipment. Material: St. 37.</p> <p>⊕ = Standard bending rolls. ⊕ = Special-design bending rolls.</p>					

Hydraulic Metal Profile Bending Machine



General Specifications

- ✓ Digital display for the side roller positions
- ✓ Horizontal or vertical orientation of the machine
- ✓ 2 hydraulically adjustable bottom rollers
- ✓ 3 rollers are driven by hydraulic motors and planetary gear
- ✓ Hardened shafts from special steel

HPB Series		160	/	180
		6.3" shaft Ø		7" shaft Ø
Shaft diameter	mm	Ø160 (6.3")		Ø180 (7")
Roll diameter	mm	Ø470 (18.5")		Ø560 (22")
Main drive motor	kW	22 (30 Hp)		30 (40 Hp)
Bending speed	m/min	2-4 (78-160"/min)		3-6 (118-235"/min)
Dimensions (L/W/H)	mm	2500x2150x2100 (99x85x83")		3000x2200x2200 (120x87x87")
Weight	kg	10700 (23,500 lbs)		12000 (26,400 lbs)

HPB Series		240	/	300
		9.5" shaft Ø		11.8" shaft Ø
Shaft diameter	mm	Ø 240 (9.5")		Ø300 (11.8")
Roll diameter	mm	Ø 640 (25.4")		Ø800 (31.5")
Main drive motor	kW	37 (50 Hp)		73 (100 Hp)
Bending speed	m/min	2-4 (78-160"/min)		2-4 (78-160"/min)
Dimensions (L/W/H)	mm	2900x2300x2150		4000x4300x3300 (158x170x130")
Weight	kg	16000		40000 (88,000 lbs)

HPB 160 - 180 - 240 - 300

Standard configuration

- ✓ Modular hardened bending rolls
- ✓ Sturdy welded steel construction
- ✓ Mobile control panel
- ✓ 2 bending speeds
- ✓ Tool kit
- ✓ Digital display (2 axis)
- ✓ Hydraulic guide rollers adjustable in 3 axis
- ✓ Operation manual

Optional configuration

- ✓ Special dies
- ✓ Variable speed
- ✓ Oil/air cooling
- ✓ NC EasyView control



HPB 160 - 180 - 240 - 300

HPB 160

HPB 180

HPB 240

HPB 300

	PROFILE TYPE	UNIT	DIMENSIONS	MIN. BENDING DIAMETER	DIMENSIONS	MIN. BENDING DIAMETER	DIMENSIONS	MIN. BENDING DIAMETER	DIMENSIONS	MIN. BENDING DIAMETER	SCOPE OF SUPPLY
1		mm	90 (3.5") 30 (1.2")	IPN 180 (7") IPN 100 (4")	110 (4.3")	Ø2000 (78")	110x110	Ø1500	180 (7")	Ø2500 (98")	+
2		mm	140x40 (5.5x1.5") 50x10 (2x0.4")	Ø2500 (99") Ø700 (28")	180x30 (7x1.2")	Ø2500 (98")	175x40	Ø1200	250x10 (10x4")	Ø3000 (120")	+
3		mm	280x50 (11x2") 120x15 (4.75x0.6")	Ø2000 (78") Ø700 (28")	280x60 (11x2.4")	Ø2000 (78")	350x50	Ø900	500x100 (20x4")	Ø2500 (98")	+
4		mm	UPN 300 (12")	Ø2000 (78")	UPN 350 (13.75")	Ø2500 (98")	UPN 360	Ø1400	UPN 550 (21.5")	Ø3500 (138")	+
5		mm	UPN 300 (12")	Ø2500 (99")	UPN 350 (13.75")	Ø3000 (120")	UPN 360	Ø1500	UPN 550 (21.5")	Ø4000 (158")	+
6		mm	150x15 (6x0.6")	Ø2000 (78")	160x20 (6.3x0.75")	Ø2500 (98")	160x20	Ø1600	250x25 (10x1")	Ø3000 (120")	+
7		mm	150x15 (6x0.6")	Ø2000 (78")	160x20 (6.3x0.75")	Ø2500 (98")	160x20	Ø1500	250x25 (10x1")	Ø3000 (120")	+
8		mm	130x15 (5.1x0.6")	Ø2500 (99")	150x20 (6x0.75")	Ø3000 (120")	150x20	Ø2000	220x22 (8.6x0.8")	Ø4000 (158")	+
9		mm	120x120x8 (4.75x4.75x0.3") 40x3 (1.5x0.12")	Ø3000 (120") Ø700 (28")	150x150x8 (6x6x0.3")	Ø4500 (177")	150x150x8	*	260x260x14 (10x10x0.5")	Ø8000 (315")	⊕
10		mm	150x50x5 (6x2x0.2") 60x30x3 (2.4x1.2x0.12")	Ø3000 (120") Ø700 (28")	200x100x8 (8x4x0.3")	Ø5000 (196")	200x75x8	*	400x200x10 (15.75x7.8x0.4")	Ø10000 (400")	⊕
11		mm	Ø90 (3.5") Ø30 (1.2")	Ø1800 (72") Ø700 (28")	Ø110 (4.3")	Ø2000 (78")	Ø130	Ø1600	Ø200 (7.8")	Ø5000 (197")	⊕
12		mm	Ø150x4 (6x0.15") Ø30x2 (1.2x0.08")	Ø3000 (120") Ø700 (28")	Ø200x4 (8x0.15")	Ø8000 (315")	Ø220x8	Ø2800	Ø350x6 (13.75x0.25")	Ø10000 (400")	⊕
13		mm	Ø6x0.28" Ø1x0.15"	Ø3000 (120") Ø700 (28")	Ø8x0.3"	Ø4000 (157")	Ø220x8	Ø2800	Ø12x0.5"	Ø8000 (315")	⊕
14		mm	150x18 (6x0.7") 50x5 (2.0.2")	Ø2200 (87") Ø70 (28")	180x20 (7x0.75")	Ø2500 (98")	160x20	Ø1600	250x25 (10x1")	Ø4000 (158")	⊕
15		mm	150x15 (6x0.6") 50x5 (2x0.2")	Ø3000 (120") Ø700 (28")	180x15 (7x0.75")	Ø3000 (120")	150x20	Ø1600	250x20 (10x1")	Ø4500 (178")	⊕
16		mm	IPN 300 (12")	Ø2500 (99")	IPN 360 (14")	Ø3000 (120")	IPE 360	Ø1500	IPN 550 (21.5")	Ø4000 (158")	⊕
17		mm	HEB 180 (7") HEA 180 (7")	Ø3000 (120") Ø2000 (78")	HEB 200 (8")	Ø2500 (98")	HEA 240 HEB 200	Ø1500 Ø1500	HEB 500 (20")	Ø5000 (197")	⊕
18		mm	UPN 160 (6.3") UPN 80 (3.1")	Ø5000 (196") Ø2000 (78")	UPN 220 (8.5")	Ø8000 (315")	UPN 200	Ø12000	UPN 300 (12")	Ø15000 (590")	⊕
19		mm	IPN 180 (7") IPN 100 (4")	Ø4000 (157") Ø2000 (78")	IPN 220 (8.5")	Ø5000 (196")	IPE 200	Ø5000	IPN 360 (14") HEB 280 (11")	10000 (400") 10000 (400")	⊕

*The above specifications are subject to change without prior notice.

No liability for printing mistakes. Machine may be shown with optional equipment.

Material: St. 37.

⊕ = Standard bending rolls.

⊕ = Special-design bending rolls.



Optional configuration

- ✓ Special tools to bend pipes and flat bars in required angles
- ✓ All kind of special tools can be produced according to customer's request
- ✓ NC control system

Standard configuration

- ✓ Solid work table made in special spheroid cast iron (HP 40) and ST 52 steel plate (HP 22) suitably shaped to withstand loads notably greater to all bending stresses
- ✓ Easy adjustable stroke distance from front side
- ✓ Hydraulically moving carriage of forged steel with double slides, suitably hardened, ground and protected by dust scrapers
- ✓ Moving beam slided on the table in rigid way
- ✓ Die holder pins made in alloy steel with rapid conical change, hardened and ground to obtain a strong lock
- ✓ Working with foot pedal or two hand control
- ✓ Roomy side tool holder shelves beside the machine

HHP Series		22	/	40
Workbench dimensions	mm	625x1100		620x1050
Height of workbench from the ground	mm	920		930
Max. operating pressure in hydraulic circuit	ton	22		40
Max. operating pressure in hydraulic circuit	bar	230		250
Motor power	kW	2,2		4
Advance and return speed	m/min	1750/2000		1750/2000
Mobile punch operating speed	m/min	450		470
Min./max. axis base between	mm	110/130		120/370
Mobile and fixed pins diameters	mm	120		120
Max. stroke of mobile punch	mm	55/55		55/63
Hydraulic oil tank capacity	lt	45		70
Noise level	db	70		70
Machine dimensions LxWxH	mm	1110x630x925		1150x700x950
Weight	kg	635		920

Hydraulic Horizontal Bending Press